



W7L – Warpaint London

126.00p ↑ 1.00 +0.8%



EMS: 3k

Consumer Defensives · Speculative · Small Cap · Neutral

Market Cap £95.94m
Enterprise Value £95.02m
Revenue £50.00m
Position in Market 959th / 1,798

Quality 96
Value 44
Momentum 65

StockRank™ 80



Momentum

Relative Strength (%)	
1m	-9.53% ●
3m	-6.19% ●
6m	-22.9% ●
1y	-0.461% ●
Volume Change (%)	
10d / 3m	+0.757% ●
Price vs... (%)	
52w High	-47.9% ●
50d MA	-0.327% ●
200d MA	-21.2% ●

Growth & Value

12m Forecast Rolling		Industry	Market
PE Ratio (f)	14.2	■	■
PEG Ratio (f)	0.4	■	■
EPS Growth (f)	53.6%	■	■
Dividend Yield (f)	4.97%	■	■
Valuation (ttm)		Industry	Market
Price to Book Value	2.65	■	■
Price to Tang. Book	3.60	■	■
Price to Free Cashflow	21.4	■	■
Price to Sales	1.92	■	■
EV to EBITDA	12.59	■	■

Shareholder Activity



Guru Screens

Warpaint London didn't qualify for any screens.

Quality

	Industry	Market
Return on Capital	9.7%	■
Return on Equity	7.7%	■
Operating Margin	7.63%	■

Financial Summary

Year End 31st Dec		2016	2017	2018	2019	2020	2021	2022E	2023E	CAGR / Avg
Total Revenue	£m	22.5	32.5	48.5	49.3	40.3	50.0	58.0	61.0	17.3%
Operating Profit	£m	4.42	6.89	4.88	2.15	-0.902	3.82			-2.89%
Net Profit	£m	3.14	5.47	3.58	1.37	-1.00	2.83			-2.06%
EPS Reported	p	5.07	8.35	4.66	1.78	-1.31	3.69			-6.16%
EPS Normalised	p	7.08	8.82	5.79	1.96	-1.08	3.90	8.80	8.85	-11.2%
EPS Growth	%	-1.45	+24.6	-34.3	-66.2			+126	+0.511	
PE Ratio	x						32.1	14.2	14.1	
PEG							0.255	27.8	1.91	

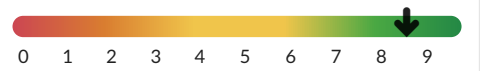
Profitability								
Operating Margin	%	19.6	21.2	10.1	4.36	-2.24	7.63	10.1%
ROA	%		16.3	7.27	2.69	-2.05	6.05	
ROCE	%	30.3	16.0	11.3	4.77	-2.18	9.72	11.6%
ROE	%		20.0	8.78	3.38	-2.60	7.70	7.45%

Cashflow								
Op. Cashflow ps	p	4.77	7.96	5.73	5.69	9.71	6.63	6.79%
Capex ps	p	0.387	0.926	0.573	0.416	1.15	0.780	15.0%
Free Cashflow ps	p	4.39	7.04	5.16	5.28	8.57	5.85	5.92%

Dividends		Ex-date: 16 Jun / Paid: 5 Jul								
Dividend ps	p	6.10	4.00	4.40	1.50	5.80	6.00	6.11	6.37	-0.330%
Dividend Growth	%	+90.6	-34.4	+10.0	-65.9	+287	+3.45	+1.83	+4.26	
Dividend Yield	%						4.80	4.89	5.10	
Dividend Cover	x	0.831	2.09	1.06	1.19	-0.225	0.615	1.44	1.39	

Balance Sheet								
Cash etc	£m	3.50	3.37	4.04	2.73	4.88	4.07	3.06%

Health Trend (F-Score)



Bankruptcy Risk (Z1-Score)



Earnings Manipulation Risk (M-Score)

Low

Other Ratios

Leverage (ttm)	Total	- Intang	+ Pension
Gross Gearing %	8.7	11.8	8.7
Net Gearing %	-2.56	-3.47	-2.6
Cash / Assets %	8.56		8.6

Liquidity (ttm)	
Curr. Ratio	3.97 ●
Quick Ratio	1.79 ●
Interest Cov.	42.87 ●

Efficiency (ttm)	
Asset Turnover	1.06
Recs Turnover	5.55
Stock Turnover	2.03

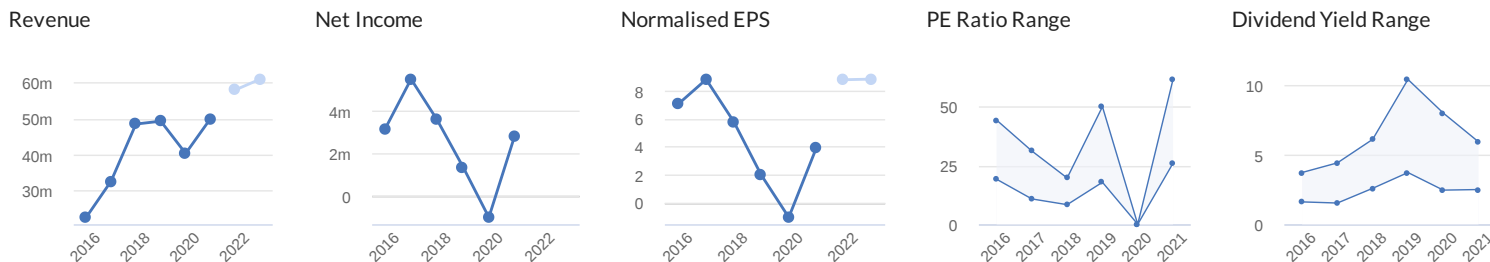
Working Capital	£m	12.4	23.5	25.0	24.9	24.0	24.8	14.8%
Net Debt	£m	-3.50	-1.97	-1.32	3.34	-0.916	-0.925	
Net Fixed Assets	£m	0.237	1.50	1.60	5.74	5.53	4.96	83.7%
Book Value	£m	14.3	40.4	41.0	39.8	37.4	36.2	20.4%
Average Shares	m	62	66	77	77	77	77	4%
Book Value ps	p	22.1	52.7	53.4	51.9	48.7	47.1	16.3%

FINANCIAL BRIEF: For the fiscal year ended 31 December 2021, Warpaint London PLC revenues increased 24% to £50M. Net income... [See more](#)

Recent History

Latest interim period vs. prior period		Industry	Market
Sales Growth	18.06%	<div style="width: 100%; height: 10px; background-color: green;"></div>	<div style="width: 100%; height: 10px; background-color: yellow;"></div>
EPS Growth	2,348.7%	<div style="width: 100%; height: 10px; background-color: green;"></div>	<div style="width: 100%; height: 10px; background-color: green;"></div>
3yr Compound Annual Growth Rate		Industry	Market
Sales CAGR	1.04%	<div style="width: 100%; height: 10px; background-color: green;"></div>	<div style="width: 100%; height: 10px; background-color: yellow;"></div>
EPS CAGR	-12.37%	<div style="width: 100%; height: 10px; background-color: orange;"></div>	<div style="width: 100%; height: 10px; background-color: orange;"></div>
DPS CAGR	10.89%	<div style="width: 100%; height: 10px; background-color: green;"></div>	<div style="width: 100%; height: 10px; background-color: green;"></div>

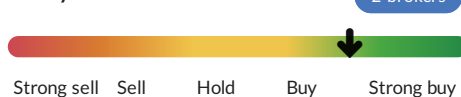
Graphical History



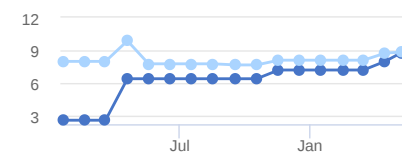
Analyst Forecasts

Price Target: 195.00p (56.00% above Price)	31st Dec 2022			31st Dec 2023		
Est. Long Term Growth Rate:	Net Profit (£)	EPS (p)	DPS (p)	Net Profit (£)	EPS (p)	DPS (p)
Consensus Estimate		8.8	6.1		8.8	6.4
1m Change		+0.8	+0.7		+0.1	+0.4
3m Change		+1.6	+1.1		+0.7	+1.2

Analyst Consensus



EPS 2022 / 2023



Profile Summary

Warpaint London PLC is a United Kingdom-based company, which is engaged in the cosmetics business. The Company operates through two divisions: largest and other. The largest division sells own brand cosmetics under the brand names of W7 and Technic. W7 is sells in the United Kingdom primarily to ... [Read more](#)

Directors

- Samuel Bazini CEO (58)
- Eoin Macleod MDR (58)
- Neil Rodol CFO (58)
- Clive Garston NEC (76)
- Keith Sadler NID (62)
- Sally Craig GCN (60)
- Liu Shihao EDR (26)
- John Collier NID (50)

Last Annual	Dec 31, 2021
Last Interim	Dec 31, 2021
Incorporated	Jul 4, 2016
Public Since	Nov 30, 2016
Ex-Dividend Date	Jun 16, 2022
Payment Date	Jul 5, 2022
No. of Employees	113
No. of Shareholders	0

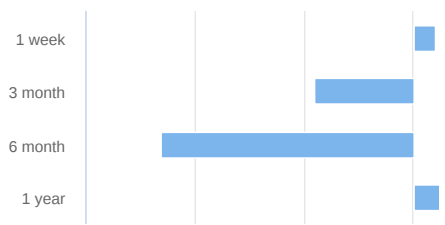
Sector	Consumer Defensives
Industry	Personal & Household Products & Services
Index	FTSE AIM All Share Index
Exchange	LSE AIM Market
Asset Category	Common Stock
Shares in Issue	76,752,000
Free Float	37,510,375 (48.87%)
Eligible for	<input checked="" type="checkbox"/> ISAs <input checked="" type="checkbox"/> SIPPs

Sector	Consumer Defensives
Industry	Personal & Household Products & Services
Index	FTSE AIM All Share Index
Exchange	LSE AIM Market
Asset Category	Common Stock
Shares in Issue	76,752,000
Free Float	37,510,375 (48.87%)
Eligible for	<input checked="" type="checkbox"/> ISAs <input checked="" type="checkbox"/> SIPPs

Address	Units B&C Orbital Forty Six, IVER, SLO 9HW, United Kingdom
Web	http://warpaintlondonplc.com/
Phone	+441753639130
Auditors	BDO LLP

W7L Share Price Performance

Share Price	Volume	Bid - Ask	Low - High	Spread
126.00p	23,533	122.00p - 130.00p	122.50p - 122.50p	800bps
Day's Change	Avg Volume	Open - Close	Range (12m)	Beta
↑ 1.00 +0.8%	82,073	125.00p - 126.00p	101.11p - 240.00p	2.831



Latest News for W7L

- Apr 26, 2022 Announcement
Warpaint London PLC - Dividend Timetable
- Apr 26, 2022 News
BRIEF-Warpaint London FY EBITDA 7.6 Million Stg
- Apr 26, 2022 Announcement
Warpaint London PLC - Results for the year ended 31 December 2021
- Apr 12, 2022 News
BRIEF-Warpaint London Says Q1 Gross Product Margin Has Improved
- Apr 12, 2022 Announcement
Warpaint London PLC - Trading Update and Notice of Results

Upcoming Events for W7L

- Friday, June 10th 2022
Warpaint London PLC Annual Shareholders Meeting
- Thursday, June 16th 2022
Dividend For W7L.L - 3.5000 GBX
- Monday, June 27th 2022
Warpaint London PLC Annual Shareholders Meeting
- Tuesday, September 20th 2022
Half Year 2022 Warpaint London PLC Earnings Release

Similar to W7L

Compare

- Coréana** Coreana Cosmetics Co 56
Falling Star
- Hankook Cosmetics Co** 24
Neutral
- Maxigen Biotech** 52
Neutral
- Global Tax Free Co** 13
Neutral
- Tonymoly Co** 23
Momentum Trap
- Cosmecca Korea Co** 64
Neutral
- Jourdeness** 52
Neutral
- Englewood Lab** 70
Turnaround

Use of our data service is subject to express Terms of Service. Please see our full site disclaimer for more details. In particular, it is very important to do your own research (DYOR) and seek professional advice before making any investment based on your own personal circumstances. Please note that the information, data and analysis contained within this stock report: (a) include the proprietary information of Stockopedia's third party licensors and Stockopedia; (b) should not be copied or redistributed except as specifically authorised; and (c) are not warranted to be complete, accurate or timely. You should independently research and verify any information that you find in this report. Stockopedia will not be liable in respect of any loss, trading or otherwise, that you may suffer arising out of such information or any reliance you may place upon it. Past performance is no guarantee of future results. The value and income derived from investments may go down as well as up. © Stockopedia 2022