



SRC – Sigmaroc

69.00p ↑ 2.00 +2.99%



EMS: 5k

Basic Materials · Adventurous · Mid Cap · Neutral

Market Cap
Enterprise Value
Revenue
Position in Market

£427.63m
£602.53m
£271.99m
575th / 1,798

Quality
Value
Momentum

StockRank™

5

37

48

20



Momentum

Relative Strength (%)	
1m	-13.1% ●
3m	-21.0% ●
6m	-25.0% ●
1y	-22.0% ●
Volume Change (%)	
10d / 3m	+102% ●
Price vs... (%)	
52w High	-41.6% ●
50d MA	-11.8% ●
200d MA	-26.1% ●

Growth & Value

12m Forecast Rolling		Industry	Market
PE Ratio (f)	9.8		
PEG Ratio (f)	0.3		
EPS Growth (f)	56.1%		
Dividend Yield (f)	0.00%		
Valuation (ttm)		Industry	Market
Price to Book Value	1.07		
Price to Tang. Book	4.56		
Price to Free Cashflow	61.8		
Price to Sales	1.57		
EV to EBITDA	39.82		

Shareholder Activity

	Buy / Hold / Sell
Institutions	
Directors	
Community	

Screens Passed: 0 Long 1 Short

SRC qualifies for James Montier 'Unholy Trinity' Screen (Short Selling)

[View Screen](#) [View Checklists](#)

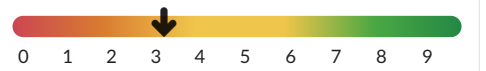
Quality

	Industry	Market
Return on Capital	-0.4%	
Return on Equity	-2.9%	
Operating Margin	-0.84%	

Financial Summary

Year End 31st Dec		2016	2017	2018	2019	2020	2021	2022E	2023E	CAGR / Avg
Total Revenue	£m	0.036	27.1	41.2	70.4	124	272	501	535	497%
Operating Profit	£m	-2.41	0.850	3.90	2.18	7.17	-2.27			
Net Profit	£m	-2.40	0.355	3.62	1.73	6.51	-7.56	45.1	48.0	
EPS Reported	p	-146	0.304	2.41	0.826	2.35	-1.89			
EPS Normalised	p	-75.6	0.899	3.21	4.85	3.75	3.01	6.68	7.14	
EPS Growth	%			+257	+50.9	-22.6	-19.7	+122	+6.93	
PE Ratio	x						22.2	10.0	9.38	
PEG							0.183	1.45	0.883	
Profitability										
Operating Margin	%	-6,693	3.14	9.45	3.09	5.77	-0.835			-1,112%
ROA	%		0.867	4.37	1.18	2.80				
ROCE	%		1.20	5.17	1.32	3.48	-0.355			1.80%
ROE	%		1.45	6.92	2.21	5.77	-2.89			2.69%
Cashflow										
Op. Cashflow ps	p	-17.9	-0.310	3.65	1.03	10.3	7.38			
Capex ps	p	0.278	1.54	4.44	1.62	2.38	5.65			82.7%
Free Cashflow ps	p	-18.2	-1.85	-0.793	-0.590	7.89	1.73			
Dividends										
Dividend ps	p	0.000	0.000	0.000	0.000	0.000	0.000	0.000	0.000	
Dividend Growth	%									
Dividend Yield	%							0.000	0.000	
Dividend Cover	x									
Balance Sheet										
Cash etc	£m	0.181	7.00	3.77	9.87	27.5	69.9			229%

Health Trend (F-Score)



Bankruptcy Risk (Z1-Score)



Earnings Manipulation Risk (M-Score)

High

Other Ratios

Leverage (ttm)	Total	- Intang	+ Pension
Gross Gearing %	58.4	249.3	58.8
Net Gearing %	40.97	174.80	41.4
Cash / Assets %	9.09		9.1
Liquidity (ttm)			
Curr. Ratio			1.49 ●
Quick Ratio			1.15 ●
Interest Cov.			n/a ●
Efficiency (ttm)			
Asset Turnover			0.53
Recs Turnover			6.46
Stock Turnover			7.15

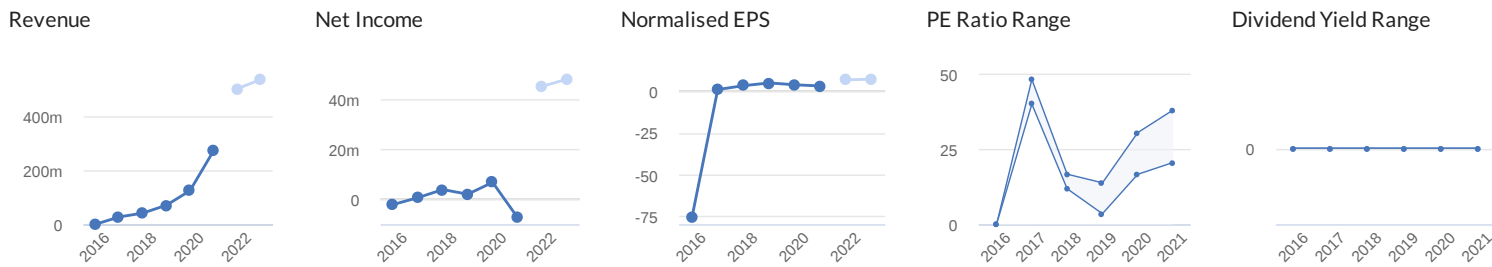
Working Capital	£m	-1.43	5.35	6.48	0.757	11.4	63.4
Net Debt	£m	-0.181	11.8	16.0	49.8	43.8	164
Net Fixed Assets	£m	0.005	46.6	50.0	84.3	146	271
Book Value	£m	-1.43	50.5	54.1	102	124	400
Average Shares	m	2	117	150	209	277	400
Book Value ps	p	-55.0	37.0	39.6	40.2	44.3	62.7

Recent History

Latest interim period vs. prior period		Industry	Market
Sales Growth	168.51%	<div style="width: 100%;"></div>	<div style="width: 100%;"></div>
EPS Growth	-65.1%	<div style="width: 0%;"></div>	<div style="width: 0%;"></div>
3yr Compound Annual Growth Rate		Industry	Market
Sales CAGR	87.53%	<div style="width: 100%;"></div>	<div style="width: 100%;"></div>
EPS CAGR	-2.13%	<div style="width: 0%;"></div>	<div style="width: 0%;"></div>
DPS CAGR	n/a	<div style="width: 0%;"></div>	<div style="width: 0%;"></div>

FINANCIAL BRIEF: For the fiscal year ended 31 December 2021, Sigmaroc PLC revenues increased from £124.2M to £272M. Net... [See more](#)

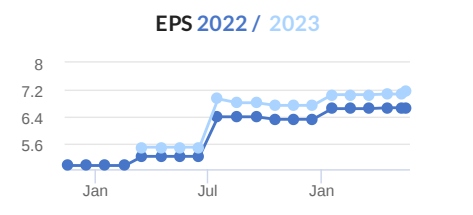
Graphical History



Analyst Forecasts

Price Target: 137.50p (105.22% above Price)	31st Dec 2022			31st Dec 2023		
Est. Long Term Growth Rate:	Net Profit (£)	EPS (p)	DPS (p)	Net Profit (£)	EPS (p)	DPS (p)
Consensus Estimate	45.10m	6.7	0.0	47.99m	7.1	0.0
1m Change	+2.50m	+0.0		+3.49m	+0.1	
3m Change	+4.10m	+0.0		+5.49m	+0.1	

Analyst Consensus



Profile Summary

SigmaRoc PLC (SigmaRoc) is a United Kingdom-based company that pursues a buy-and-build targeting construction materials assets in the United Kingdom and Northern Europe. The Company seeks to create value by purchasing assets in fragmented construction materials markets through active management a... [Read more](#)

Directors

- Maximilian Vermorken CEO (36)
- David Barrett CHM (62)
- Timothy Hall NED (68)
- Jacques Emsens NID (57)
- Simon Chisholm NID (51)
- Garth Palmer CFO

Last Annual	Dec 31, 2021
Last Interim	Dec 31, 2021
Incorporated	Aug 12, 2004
Public Since	Aug 3, 2005
Ex-Dividend Date	
Payment Date	
No. of Employees	1,885
No. of Shareholders	0

Sector
Industry
Index

Exchange
Asset Category
Shares in Issue
Free Float
Eligible for

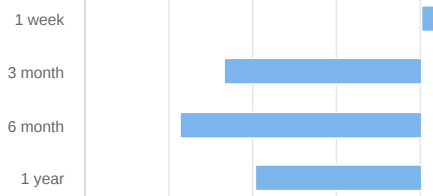
Basic Materials
Construction Materials
FTSE AIM All Share Index, FTSE AIM 100 Index
LSE AIM Market
Common Stock
638,246,344
503,711,565 (78.92%)
 ISAs SIPPs

Address
7-9 Swallow Street,
LONDON, W1B 4DE, United Kingdom

Web
<http://www.sigmaroc.com/>
Phone
+442071297828
Auditors
PKF Littlejohn LLP

SRC Share Price Performance

Share Price	Volume	Bid - Ask	Low - High	Spread
69.00p	103,537	68.00p - 69.00p	67.00p - 69.00p	294bps
Day's Change	Avg Volume	Open - Close	Range (12m)	Beta
↑ 2.00 +2.99%	922,748	67.20p - 69.00p	62.00p - 114.65p	2.351



Latest News for SRC

- Thu, May 12, 2022

SigmaRoc PLC - TR-1: Notification of Major Holdings

Announcement
- May 3, 2022

SigmaRoc PLC - TR-1: Notification of Major Holdings

Announcement
- Apr 26, 2022

SigmaRoc PLC - Result of AGM

Announcement
- Apr 26, 2022

BRIEF-Sigmaroc Says Q1 In 2022 Revenue 19% Ahead Of Same Period In 2021

News
- Apr 26, 2022

SigmaRoc PLC - AGM, Trading Update & ESG Report

Announcement

Upcoming Events for SRC

- Thursday, May 19th 2022

Sigmaroc PLC Annual Shareholders Meeting
- Monday, August 22nd 2022

Half Year 2022 Sigmaroc PLC Earnings Release

Similar to SRC

Compare

- Nittetsu Mining Co**
Contrarian 66
- Changsha Broad Homes Industrial Co**
Sucker Stock 23
- Mitani Sekisan Co**
Neutral 25
- Maeda Kosen Co**
Falling Star 22
- Brickability**
Neutral 61
- Mermeren Kombinat AD Prilep**
Neutral 69
- Forterra**
Super Stock 87
- United States Lime & Minerals**
Falling Star 53

Use of our data service is subject to express Terms of Service. Please see our full site disclaimer for more details. In particular, it is very important to do your own research (DYOR) and seek professional advice before making any investment based on your own personal circumstances. Please note that the information, data and analysis contained within this stock report: (a) include the proprietary information of Stockopedia's third party licensors and Stockopedia; (b) should not be copied or redistributed except as specifically authorised; and (c) are not warranted to be complete, accurate or timely. You should independently research and verify any information that you find in this report. Stockopedia will not be liable in respect of any loss, trading or otherwise, that you may suffer arising out of such information or any reliance you may place upon it. Past performance is no guarantee of future results. The value and income derived from investments may go down as well as up. © Stockopedia 2022