



**CKT - Checkit**  
**35.50p** ↓ 0.00 0%



EMS: 7.5k

Technology · Speculative · Micro Cap · Neutral

Market Cap £38.34m  
 Enterprise Value £30.24m  
 Revenue £14.70m  
 Position in Market 1214th / 1,798

Quality 55  
 Value 21  
 Momentum 5  
**StockRank™** 17



**Momentum**

Relative Strength (%)	
1m	-6.78%
3m	-16.7%
6m	-27.0%
1y	-43.5%
Volume Change (%)	
10d / 3m	-32.0%
Price vs... (%)	
52w High	-47.0%
50d MA	-8.81%
200d MA	-26.4%

**Growth & Value**

12m Forecast Rolling		Industry	Market
PE Ratio (f)	n/a		
PEG Ratio (f)	n/a		
EPS Growth (f)	n/a		
Dividend Yield (f)	0.00%		
Valuation (ttm)		Industry	Market
Price to Book Value	2.56		
Price to Tang. Book	4.68		
Price to Free Cashflow	n/a		
Price to Sales	2.61		
EV to EBITDA	n/a		

**Shareholder Activity**

	Buy / Hold / Sell
Institutions	<div style="width: 100%; height: 10px; background-color: #ccc;"></div>
Directors	<div style="width: 100%; height: 10px; background-color: #ccc;"></div>
Community	<div style="width: 100%; height: 10px; background-color: #ccc; position: relative;"><div style="width: 10%; height: 100%; background-color: green;"></div><div style="width: 10%; height: 100%; background-color: red;"></div></div>

**Guru Screens**

Checkit didn't qualify for any screens.

**Quality**

	Industry	Market
Return on Capital	-38.2%	
Return on Equity	-38.9%	
Operating Margin	-40.82%	

**Financial Summary**

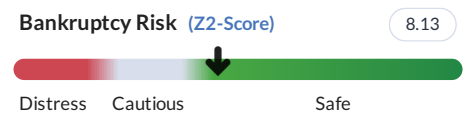
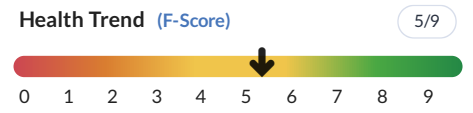
Year End	31st Jan	2016	2017	2018	2019	2020	2021	TTM	2022E	2023E	CAGR / Avg
Total Revenue	£m	34.1	26.8	29.8	1.000	9.80	13.2	14.7	13.3	11.2	-17.3%
Operating Profit	£m	0.200	-0.600	2.60	-4.50	-9.20	-5.30	-6.00			
Net Profit	£m	0.600	-0.100	1.80	4.10	80.8	-4.40	-5.90	-4.50	-8.80	
EPS Reported	p	-0.058	-0.058	1.02	-2.53	-5.59	-8.13	-9.00			
EPS Normalised	p	-0.058	0.244	0.978	-2.53	-4.90	-7.60	-8.68	-6.73	-8.19	
EPS Growth	%		+301								
PE Ratio	x										
PEG											

Profitability									
Operating Margin	%	0.587	-2.24	8.72	-450	-93.9	-40.2	-40.8	-96.2%
ROA	%		-0.450	8.90	-20.1	-34.1		-24.6	
ROCE	%	1.68	-4.72	19.7	-27.1	-40.5	-28.8	-38.2	-13.3%
ROE	%		-0.840	15.1	-30.8	-47.7	-25.6	-38.9	-18.0%

Cashflow									
Op. Cashflow ps	p	2.22	0.929	2.19	3.26	0.124	-4.72	-6.33	
Capex ps	p	1.70	1.10	1.02	1.24	0.994	0.488	1.46	-22.1%
Free Cashflow ps	p	0.526	-0.174	1.18	2.03	-0.870	-5.20	-7.79	

Dividends		Ex-date: 2 May / Paid: 17 Aug									
Dividend ps	p	0.000	0.000	0.000	0.000	0.000	0.000	0.000	0.000	0.000	0.000
Dividend Growth	%										
Dividend Yield	%						0.000	0.000	0.000		
Dividend Cover	x										

Balance Sheet									
Cash etc	£m	0.600	2.50	5.20	10.1	14.3	11.5	8.50	80.5%



Earnings Manipulation Risk (M-Score) **Low**

**Other Ratios**

Leverage (ttm)	Total	- Intang	+ Pension
Gross Gearing %	2.7	4.9	2.7
Net Gearing %	-54.00	-98.78	-54.0
Cash / Assets %	40.09		40.1

Liquidity (ttm)	
Curr. Ratio	2.49
Quick Ratio	2.24
Interest Cov.	n/a

Efficiency (ttm)	
Asset Turnover	0.65
Recs Turnover	4.26
Stock Turnover	7.04

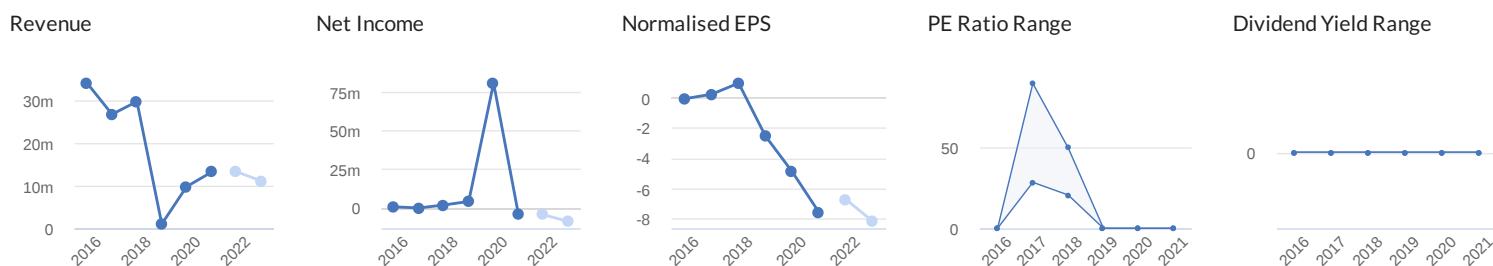
Working Capital	£m	3.10	6.40	7.90	11.6	14.2	11.6	8.20		30.2%
Net Debt	£m	1.60	-1.000	-5.20	-10.1	-13.4	-11.0	-8.10		
Net Fixed Assets	£m	2.70	2.00	2.10	2.10	1.20	0.800	0.700		-21.6%
Book Value	£m	11.6	12.2	12.9	16.3	21.4	17.6	15.0		8.70%
Average Shares	m	171	172	187	178	161	62	62		-18%
Book Value ps	p	6.23	6.56	6.93	8.76	34.5	28.2	24.0		35.2%

**FINANCIAL BRIEF:** For the six months ended 31 July 2021, Checkit PLC revenues increased 23% to £7.9M. Net loss before... [See more](#)

### Recent History

Latest interim period vs. prior period		Industry	Market
Sales Growth	23.44%		
EPS Growth	n/a		
3yr Compound Annual Growth Rate		Industry	Market
Sales CAGR	-23.77%		
EPS CAGR	n/a		
DPS CAGR	n/a		

### Graphical History



### Analyst Forecasts

Price Target: <b>78.00p</b> (119.72% above Price)	31st Jan 2022			31st Jan 2023		
Est. Long Term Growth Rate:	Net Profit (£)	EPS (p)	DPS (p)	Net Profit (£)	EPS (p)	DPS (p)
Consensus Estimate	-4.50m	-6.7	0.0	-8.80m	-8.2	0.0
1m Change		-0.1			-0.1	
3m Change		+0.3		-4.30m	-1.9	

### Analyst Consensus



### Profile Summary

Checkit plc is a provider of cloud-based services, providing intelligent operations management platforms for deskless workforces. The Company's solutions include connected workflow management, automated monitoring and building management, Internet of things (IoT), and operational insight-based pr... [Read more](#)

### Directors

- Keith Daley CHM (66)
- John Wilson NED (45)
- Kit Kyte CEO
- Steve Peck CEX
- Simon Greenman NED (48)
- Greg Price CFO (45)
- Victoria Thorp COO
- David Davies OTH
- Andrew Stevens CTO
- Julie Webbe CHO

Last Annual	Jan 31, 2021
Last Interim	Jul 31, 2021
Incorporated	Jan 20, 1948
Public Since	Jan 9, 1986
Ex-Dividend Date	May 2, 2012
Payment Date	Aug 17, 2012
No. of Employees	173
No. of Shareholders	0

Sector	Technology
Industry	Software & IT Services
Index	FTSE AIM All Share Index
Exchange	LSE AIM Market
Asset Category	Common Stock
Shares in Issue	108,008,562
Free Float	62,325,836 (57.7%)
Eligible for	

Sector	Technology
Industry	Software & IT Services
Index	FTSE AIM All Share Index
Exchange	LSE AIM Market
Asset Category	Common Stock
Shares in Issue	108,008,562
Free Float	62,325,836 (57.7%)
Eligible for	

**Address**  
Broers Building, 21 J J Thomson Avenue, CAMBRIDGE, CB3 0FA, United Kingdom

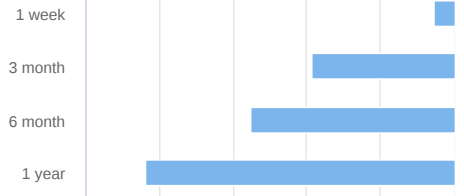
**Web**  
<https://www.checkit.net/>

**Phone**  
+441223643313

**Auditors**  
Grant Thornton UK LLP

### CKT Share Price Performance

Share Price	Volume	Bid - Ask	Low - High	Spread
35.50p	18,914	33.00p - 38.00p	0.00p - 0.00p	1,408bps
Day's Change	Avg Volume	Open - Close	Range (12m)	Beta
↓ 0.00 0%	91,041	35.50p - 35.50p	33.00p - 67.00p	0.353



### Latest News for CKT

- Fri, May 13, 2022

**Checkit PLC - Posting of Annual Report and Notice of AGM**

Announcement
- Fri, May 13, 2022

**RCS - Checkit PLC - Investor Conference**

Announcement
- May 4, 2022

**BRIEF-Checkit Signs 2-Year Renewal Contract With Center Parcs Limited**

News
- May 4, 2022

**Checkit PLC - Contract Renewal**

Announcement
- Apr 28, 2022

**BRIEF-Checkit ARR Run Rate At Year End Of £8.2M**

News

### Upcoming Events for CKT

- Wednesday, May 25th 2022

**Checkit PLC To discuss Mello2022 investor conference**
- Friday, June 3rd 2022

**Checkit PLC Annual Shareholders Meeting**
- Thursday, June 9th 2022

**Checkit PLC Annual Shareholders Meeting**
- Thursday, August 11th 2022

**Q2 2022 Checkit PLC Trading Statement Release**
- Thursday, September 15th 2022

**Half Year 2023 Checkit PLC Earnings Release**

### Similar to CKT

Compare

- Bridgetec**

**Neutral** 62
- Mobileleader Co**

**Super Stock** 92
- Hybrid Technologies Co**

**Falling Star** 26
- Adacel Technologies**

**Contrarian** 75
- Arcane Crypto AB**

**Neutral** 18
- Innofactor**

**Contrarian** 86
- Inuvo**

**Neutral** 46
- ITIM**

**Neutral** 23

Use of our data service is subject to express Terms of Service. Please see our full site disclaimer for more details. In particular, it is very important to do your own research (DYOR) and seek professional advice before making any investment based on your own personal circumstances. Please note that the information, data and analysis contained within this stock report: (a) include the proprietary information of Stockopedia's third party licensors and Stockopedia; (b) should not be copied or redistributed except as specifically authorised; and (c) are not warranted to be complete, accurate or timely. You should independently research and verify any information that you find in this report. Stockopedia will not be liable in respect of any loss, trading or otherwise, that you may suffer arising out of such information or any reliance you may place upon it. Past performance is no guarantee of future results. The value and income derived from investments may go down as well as up. © Stockopedia 2022